



BDG SYNTHESIS

Certificate of Analysis

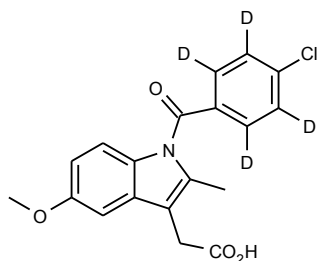
BDG Synthesis certifies that this reference material meets or exceeds the specifications stated herein.

Barry Dent

Barry R. Dent, PhD, Director
29 January 2007

Name: Indomethacin-d₄
CAS Number: 53-86-1 (unlabelled)

Structure:



Molecular Weight: C₁₉H₁₂D₄ClNO₄ = 361.81

Lot Number: BDG 6688.4

Appearance: Off-white, crystalline solid

Purity By HPLC: 99.0 %

Isotopic Purity: Under 0.5 % d₀

Re-test Date: 29 January 2012

Storage and Handling: Temperature: ambient laboratory temperature; may be refrigerated.
Humidity: not believed to be hygroscopic; may be handled in normal laboratory atmosphere.
Light: protect from strong sunlight.
Caution: only experienced laboratory personnel should handle the material.

Identity and Purity

Proton NMR Spectrum

Identity: the signals are consistent with the proposed structure and in accord with literature where available.

Isotopic Labelling: signals at the sites of deuteration are greatly diminished, compared with the spectrum of unlabelled material, indicating clean deuteration.

Residual Solvents: a trace (under 0.1 % w/w) of acetone is observed.

Impurities: no significant impurities are evident in the spectrum.

Carbon-13 NMR Spectrum

Identity: the signals are consistent with the proposed structure and in accord with literature where available.

Isotopic Labelling: signals at the sites of deuteration have collapsed to small multiplets compared with the spectrum of unlabelled material, indicating clean deuteration.

High-resolution Mass Spectrum (ESI+)

Found m/z 384.0920. $C_{19}H_{12}D_4ClNO_4$ $[M+Na]^+$ requires m/z 384.0911. The deviation of 2.2 ppm is within normally accepted limits for the establishment of identity by HRMS. No signal for d_0 material was seen (detection limit about 0.5 %).

HPLC

A sharp, symmetrical peak is observed (99.0 %). Note: in the absence of reference materials for preparing calibration curves, it is assumed that all peaks have the same detector response. Where possible, the conditions of analysis follow a pharmacopeial or literature method, or have been adapted from same.

Elemental Analysis

	Found:	C 63.23, H 3.44, D 2.30, N 3.89 %
$C_{19}H_{12}D_4ClNO_4$	Requires:	C 63.07, H 3.34, D 2.23, N 3.87 %

The elemental analyses fall within generally accepted limits for establishing the molecular formula given. The results may also be taken to imply the absence of significant quantities of water or inorganic salts (which have not been elsewhere tested for because of sample size limitations).

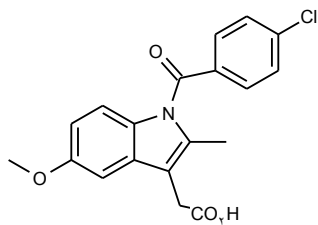
The available quantity of custom-synthesised material is always small, and this limits the extent and type of analytical data which can be obtained. This Certificate is presented in descriptive format for use by analytical chemists who are trained in the use of custom-synthesised materials. Custom materials often contain higher levels of residual solvents and/or water, and we urge you to use the corrected purity where needed rather than the raw HPLC purity. This compound is intended for use as an analytical reference material and it is not for human administration. Structures are shown with relative stereochemistry unless otherwise specified.

The re-test date is assigned from experience gained with the material in the laboratory and/or on storage. It is not possible to perform formal storage studies because of the small amount of material available.



BDG SYNTHESIS

Proton NMR Spectrum of Indomethacin (top) and Indomethacin-d₄ (bottom) in DMSO-d₆

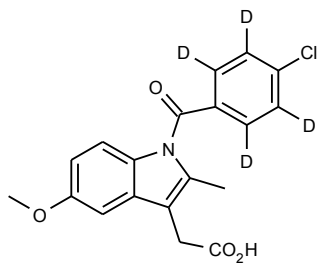


4xCH
4.1 H

3xCH
3.0 H

HOD

NMR
Solvent




Lot Number: BDG 6688.4

3xCH
3.0 H

OCH₃+CH₂
5.0 H

CH₃
3.0 H

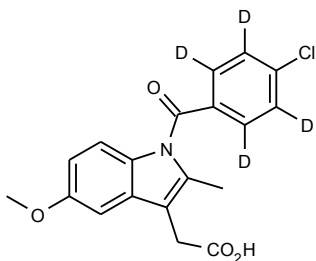
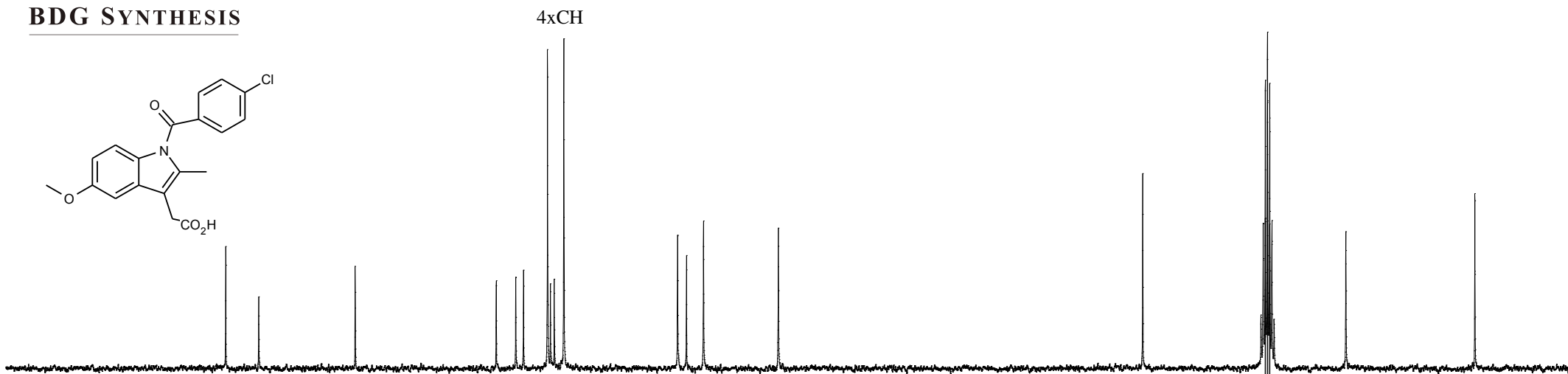
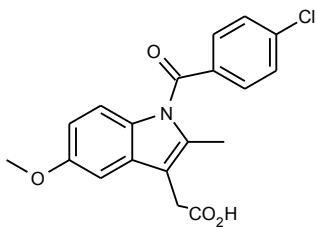
Acetone



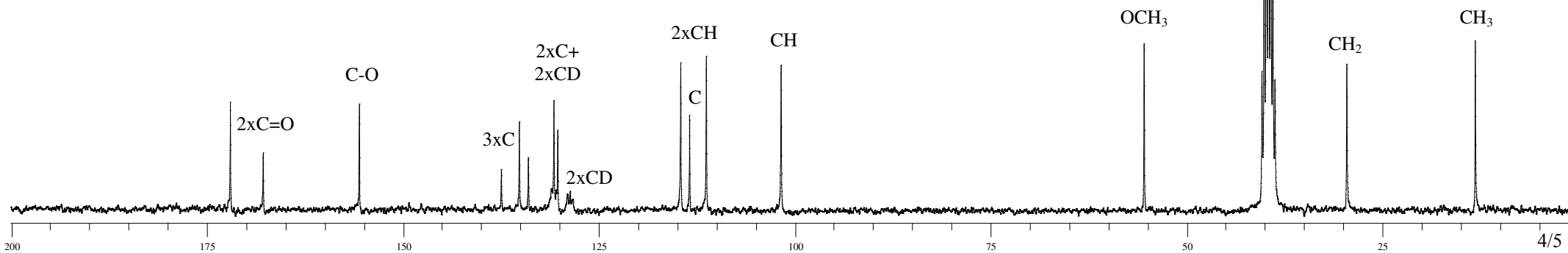


Carbon-13 NMR Spectrum of Indomethacin (top) and Indomethacin-d₄ (bottom) in DMSO-d₆

BDG SYNTHESIS



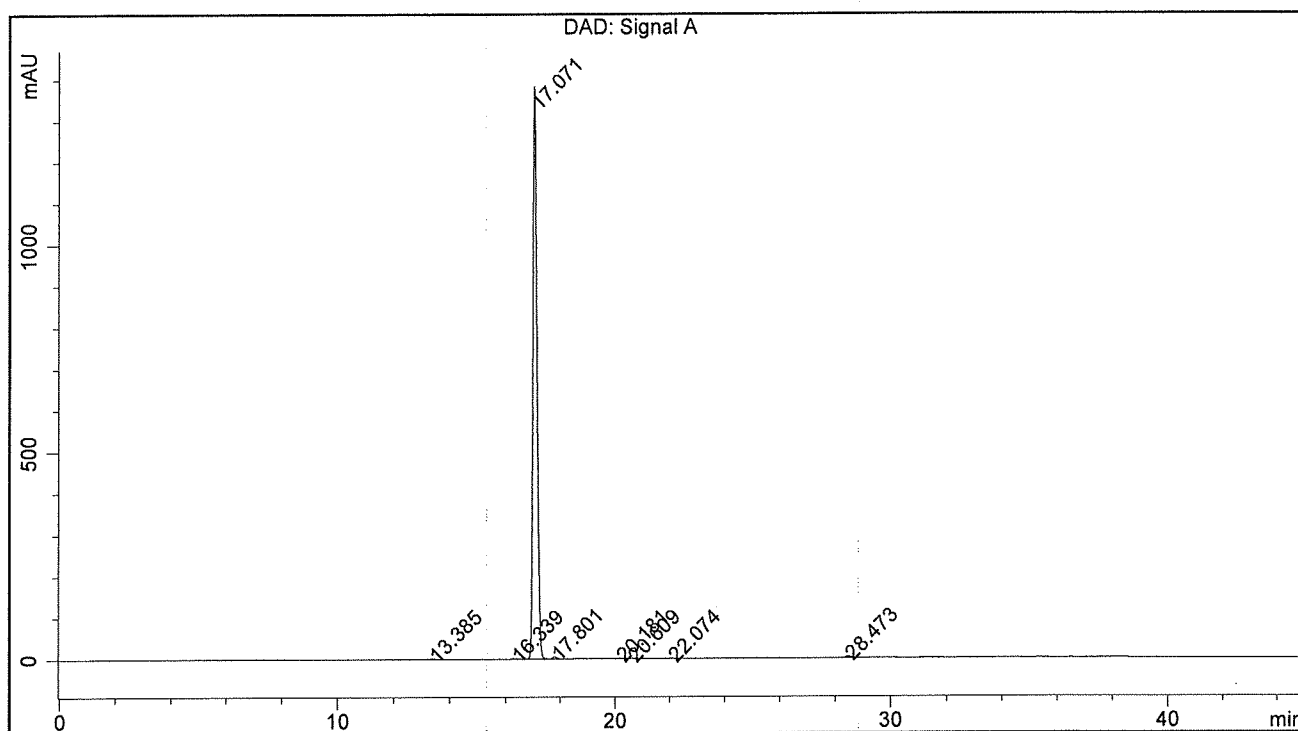
Lot Number: BDG 6688.4



BDG - Analysis of Indomethacin-d4

Column : Phenomenex Luna C18(2) 5um 250 x 4.6 mm
 Guard : Phenomenex Security Guard C18 RP 4 x 3 mm
 Mobile Phase A: Water + 0.1% Trifluoroacetic Acid
 Mobile Phase B: Acetonitrile + 0.1% Trifluoroacetic Acid
 Gradient (A:B) : T0=60:40, T25=20:80, T35=20:80, T40=60:40, T45=60:40
 Flow Rate : 1.0 mL/min
 Sample Solvent : 1:1 A:B
 Column Temperature : 20C
 Injection Volume : 10 uL
 Detection : UV at 270 nm

Sample Name	BDG 6688.4	Instrument	AnalyticalLC01
Acquisition	24/01/2007, 14:28:04	Method (rev.)	LC10136a (6)
Sequence	BDG_24Jan2007c - Reprocessed	Vial Position	1
Operator	solvation010\cerityadmin	Injection	2 of 2



Area Percent Report

Peak#	RT	Peak Height	Peak Area	Width	Area %
1	13.38 min	1.1334	11.0025	0.1493 min	0.079 %
2	16.34 min	1.5835	15.8824	0.1530 min	0.113 %
3	17.07 min	1384.0665	13869.5750	0.1529 min	98.977 %
4	17.80 min	5.1591	52.0603	0.1557 min	0.372 %
5	20.18 min	0.7730	7.9344	0.1598 min	0.057 %
6	20.61 min	0.8609	9.3666	0.1669 min	0.067 %
7	22.07 min	0.8147	9.4020	0.1746 min	0.067 %
8	28.47 min	3.1807	37.7361	0.1804 min	0.269 %